

# RESORTES ISO 10243



RESORTE CARGA FUERTE

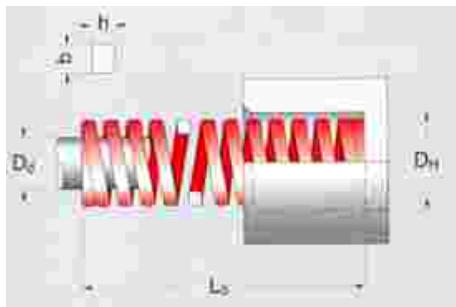


## ► CARACTERÍSTICAS

**Deflexión Máxima:** 30%

**Uso óptimo de operación:**

De 20% al 25% del largo libre




D <sub>H</sub>	D <sub>d</sub>	L <sub>0</sub>	N° de catálogo	Rigidez	20%		25%		30%		D	
					3.000.000		1.500.000		Máximo Deflexión		Aprox.	
b x h		mm		N / mm	mm	N	mm	N	mm	N	mm	N
10	5	25	R 10 - 025	22.1	5.0	111	6.3	139	7.5	166	9.2	203
		32	R 10 - 032	17.5	6.4	112	8.0	140	9.6	168	12.1	212
		38	R 10 - 038	17.1	7.6	130	9.5	162	11.4	195	13.2	226
		44	R 10 - 044	15.0	8.8	132	11.0	165	13.2	198	15.1	227
		51	R 10 - 051	12.8	10.2	131	12.8	164	15.3	196	19.5	250
		64	R 10 - 064	10.7	12.8	137	16.0	171	19.2	205	21.8	233
		76	R 10 - 076	7.5	15.2	114	19.0	143	22.8	171	27.9	209
		1.9 x 1.5		305	R 10 - 305	2.1	61.0	128	76.3	160	91.5	192
12.5	6.3	25	R 13 - 025	42.1	5.0	211	6.3	265	7.5	316	9.8	413
		32	R 13 - 032	33.2	6.4	212	8.0	266	9.6	319	13.6	452
		38	R 13 - 038	29.3	7.6	223	9.5	278	11.4	334	14.6	428
		44	R 13 - 044	24.6	8.8	216	11.0	271	13.2	325	18.1	445
		51	R 13 - 051	19.6	10.2	200	12.8	251	15.3	300	22.3	437
		64	R 13 - 064	15.0	12.8	192	16.0	240	19.2	288	27.3	410
		76	R 13 - 076	13.2	15.2	201	19.0	251	22.8	301	33.1	437
		89	R 13 - 089	11.4	17.8	203	22.3	254	26.7	304	38.9	443
2.4 x 1.9		102	R 13 - 102	8.4	20.4	171	25.5	214	30.6	257	43.8	368
		305	R 13 - 305	2.8	61.0	171	76.3	214	91.5	256	139.7	391
16	8	25	R 16 - 025	75.7	5.0	379	6.3	477	7.5	568	8.4	636
		32	R 16 - 032	52.8	6.4	338	8.0	422	9.6	507	10.5	554
		38	R 16 - 038	48.5	7.6	369	9.5	461	11.4	553	13.6	660
		44	R 16 - 044	42.8	8.8	377	11.0	471	13.2	565	15.9	681
		51	R 16 - 051	37.1	10.2	378	12.8	475	15.3	568	18.9	701
		64	R 16 - 064	30.3	12.8	388	16.0	485	19.2	582	24.9	754
		76	R 16 - 076	25.7	15.2	391	19.0	488	22.8	586	29.2	750
		89	R 16 - 089	21.7	17.8	386	22.3	484	26.7	579	34.5	749
		102	R 16 - 102	19.3	20.4	394	25.5	492	30.6	591	39.1	755
		115	R 16 - 115	15.7	23.0	361	28.8	452	34.5	542	44.0	691
		3.1 x 2.5		305	R 16 - 305	7.1	61.0	433	76.3	542	91.5	650

# RESORTES ISO 10243



RESORTE CARGA FUERTE

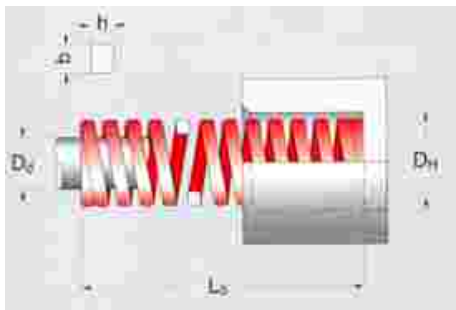


## ► CARACTERÍSTICAS

Deflexión Máxima: 30%

Uso óptimo de operación:

De 20% al 25% del largo libre




D <sub>H</sub>	D <sub>d</sub>	L <sub>o</sub>	N° de catálogo	Rigidez	20%		25%		30%		D	
					3.000.000		1.500.000		Máximo Deflexión		Aprox.	
b x h		mm		N / mm	mm	N	mm	N	mm	N	mm	N
20	10	25	R 20 - 025	216	5.0	1080	6.3	1361	7.5	1620	8.3	1793
		32	R 20 - 032	168	6.4	1075	8.0	1344	9.6	1613	10.9	1831
		38	R 20 - 038	129	7.6	980	9.5	1226	11.4	1471	12.5	1613
		44	R 20 - 044	112	8.8	986	11.0	1232	13.2	1478	15.0	1680
		51	R 20 - 051	94.0	10.2	959	12.8	1203	15.3	1438	17.6	1654
		64	R 20 - 064	72.1	12.8	923	16.0	1154	19.2	1384	22.6	1629
		76	R 20 - 076	59.7	15.2	907	19.0	1134	22.8	1361	27.5	1642
		89	R 20 - 089	50.5	17.8	899	22.3	1126	26.7	1348	31.7	1601
		102	R 20 - 102	44.2	20.4	902	25.5	1127	30.6	1353	37.5	1658
		115	R 20 - 115	38.4	23.0	883	28.8	1106	34.5	1325	42.6	1636
		127	R 20 - 127	34.1	25.4	866	31.8	1084	38.1	1299	45.5	1552
		139	R 20 - 139	31.0	28.0	868	35.0	1085	42.0	1302	50.1	1553
152	R 20 - 152	28.2	30.4	857	38.0	1072	45.6	1286	55.8	1574		
4.0 x 3.3		305	R 20 - 305	15.0	61.0	915	76.3	1145	91.5	1373	114.1	1712
25	12.5	25	R 25 - 025	375	5.0	1875	6.3	2363	7.5	2813	8.5	3188
		32	R 25 - 032	297	6.4	1901	8.0	2376	9.6	2851	11.0	3267
		38	R 25 - 038	219	7.6	1664	9.5	2081	11.4	2497	12.6	2759
		44	R 25 - 044	187	8.8	1646	11.0	2057	13.2	2468	14.8	2768
		51	R 25 - 051	156	10.2	1591	12.8	1997	15.3	2387	17.9	2792
		64	R 25 - 064	123	12.8	1574	16.0	1968	19.2	2362	23.1	2841
		76	R 25 - 076	99.0	15.2	1505	19.0	1881	22.8	2257	26.3	2604
		89	R 25 - 089	84.0	17.8	1495	22.3	1873	26.7	2243	30.5	2562
		102	R 25 - 102	73.0	20.4	1489	25.5	1862	30.6	2234	37.3	2723
		115	R 25 - 115	65.0	23.0	1495	28.8	1872	34.5	2243	41.9	2724
		127	R 25 - 127	57.7	25.4	1466	31.8	1835	38.1	2198	46.2	2666
		139	R 25 - 139	52.7	28.0	1476	35.0	1845	42.0	2213	49.3	2598
		152	R 25 - 152	47.8	30.4	1453	38.0	1816	45.6	2180	55.7	2662
178	R 25 - 178	41.0	35.6	1460	44.5	1825	53.4	2189	65.1	2669		
203	R 25 - 203	35.8	40.6	1453	50.8	1819	60.9	2180	74.5	2667		
5.5 x 4.2		305	R 25 - 305	22.9	61.0	1397	76.3	1747	91.5	2095	110.2	2524

# RESORTES ISO 10243



RESORTE CARGA FUERTE

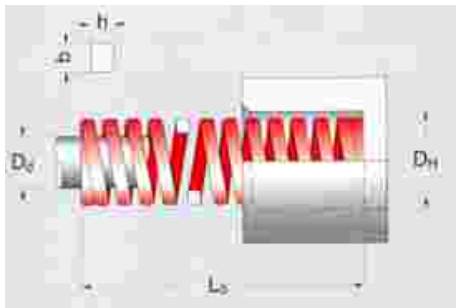


## CARACTERÍSTICAS

Deflexión Máxima: 30%

Uso óptimo de operación:

De 20% al 25% del largo libre




**Totalmatrix**®

D <sub>H</sub>	D <sub>d</sub>	L <sub>o</sub>	N° de catálogo	Rigidez	20%		25%		30%		D	
					3.000.000		1.500.000		Máximo Deflección		Aprox.	
b x h		mm		N / mm	mm	N	mm	N	mm	N	mm	N
32	16	38	R 32 - 038	388	7.6	2949	9.5	3686	11.4	4423	12.5	4850
		44	R 32 - 044	324	8.8	2851	11.0	3564	13.2	4277	14.9	4828
		51	R 32 - 051	272	10.2	2774	12.8	3482	15.3	4162	17.8	4842
		64	R 32 - 064	212	12.8	2714	16.0	3392	19.2	4070	22.4	4749
		76	R 32 - 076	172	15.2	2614	19.0	3268	22.8	3922	26.1	4489
		89	R 32 - 089	141	17.8	2510	22.3	3144	26.7	3765	30.8	4343
		102	R 32 - 102	122	20.4	2489	25.5	3111	30.6	3733	36.8	4490
		115	R 32 - 115	107	23.0	2461	28.8	3082	34.5	3692	41.4	4430
		127	R 32 - 127	93.0	25.4	2362	31.8	2957	38.1	3543	44.4	4129
		139	R 32 - 139	86.0	28.0	2408	35.0	3010	42.0	3612	48.5	4171
		152	R 32 - 152	78.0	30.4	2371	38.0	2964	45.6	3557	54.8	4274
		178	R 32 - 178	67.2	35.6	2392	44.5	2990	53.4	3588	63.6	4274
		203	R 32 - 203	59.1	40.6	2399	50.8	3002	60.9	3599	72.5	4285
		254	R 32 - 254	46.4	50.8	2357	63.5	2946	76.2	3536	92.8	4306
7.1 x 5.4		305	R 32 - 305	38.0	61.0	2318	76.3	2899	91.5	3477	111.8	4248
40	20	51	R 40 - 051	350	10.2	3570	12.8	4480	15.3	5355	17.0	5950
		64	R 40 - 064	269	12.8	3443	16.0	4304	19.2	5165	21.9	5891
		76	R 40 - 076	219	15.2	3329	19.0	4161	22.8	4993	26.7	5847
		89	R 40 - 089	190	17.8	3382	22.3	4237	26.7	5073	31.3	5947
		102	R 40 - 102	163	20.4	3325	25.5	4157	30.6	4988	37.1	6047
		115	R 40 - 115	142	23.0	3266	28.8	4090	34.5	4899	41.0	5822
		127	R 40 - 127	128	25.4	3251	31.8	4070	38.1	4877	46.5	5952
		139	R 40 - 139	115	28.0	3220	35.0	4025	42.0	4830	53.1	6107
		152	R 40 - 152	105	30.4	3192	38.0	3990	45.6	4788	56.1	5891
		178	R 40 - 178	89	35.6	3168	44.5	3961	53.4	4753	67.4	5999
		203	R 40 - 203	77	40.6	3126	50.8	3912	60.9	4689	76.2	5867
		254	R 40 - 254	61	50.8	3099	63.5	3874	76.2	4648	96.2	5868
8.4 x 6.2		305	R 40 - 305	51	61.0	3111	76.3	3891	91.5	4667	114.8	5855

# RESORTES ISO 10243



RESORTE CARGA FUERTE

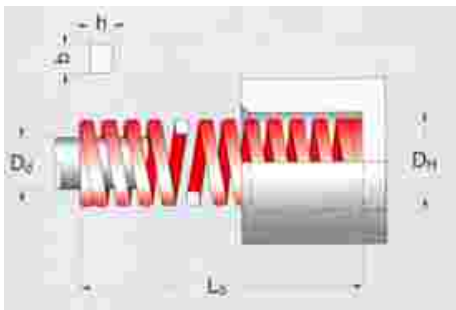


## ► CARACTERÍSTICAS

**Deflexión Máxima:** 30%

**Uso óptimo de operación:**

De 20% al 25% del largo libre



D <sub>H</sub>	D <sub>d</sub>	L <sub>o</sub>	N° de catálogo	Rigidez	20%		25%		30%		D	
					3.000.000		1.500.000		Máximo Deflexión		Aprox.	
b x h		mm		N / mm	mm	N	mm	N	mm	N	mm	N
50	25	64	R 50 - 064	413	12.8	5286	16.0	6608	19.2	7930	22.4	9251
		76	R 50 - 076	339	15.2	5153	19.0	6441	22.8	7729	26.5	8984
		89	R 50 - 089	288	17.8	5126	22.3	6422	26.7	7690	31.5	9072
		102	R 50 - 102	245	20.4	4998	25.5	6248	30.6	7497	37.6	9212
		115	R 50 - 115	215	23.0	4945	28.8	6192	34.5	7418	42.7	9181
		127	R 50 - 127	192	25.4	4877	31.8	6106	38.1	7315	47.5	9120
		139	R 50 - 139	168	28.0	4704	35.0	5880	42.0	7056	51.8	8702
		152	R 50 - 152	154	30.4	4682	38.0	5852	45.6	7022	57.8	8901
		178	R 50 - 178	134	35.6	4770	44.5	5963	53.4	7156	68.5	9179
		203	R 50 - 203	117	40.6	4750	50.8	5944	60.9	7125	77.6	9079
		254	R 50 - 254	89	50.8	4521	63.5	5652	76.2	6782	97.9	8713
11.1 x 7.6		305	R 50 - 305	73	61.0	4453	76.3	5570	91.5	6680	120.7	8811
63	38	76	R 63 - 076	618	15.2	9394	19.0	11742	22.8	14090	24.7	15265
		89	R 63 - 089	515	17.8	9167	22.3	11485	26.7	13751	30.8	15450
		102	R 63 - 102	438	20.4	8935	25.5	11169	30.6	13403	35.1	15374
		115	R 63 - 115	370	23.0	8510	28.8	10656	34.5	12765	37.5	13875
		127	R 63 - 127	333	25.4	8458	31.8	10589	38.1	12687	45.9	15285
		152	R 63 - 152	269	30.4	8178	38.0	10222	45.6	12266	56.5	15199
		178	R 63 - 178	226	35.6	8046	44.5	10057	53.4	12068	66.8	15097
		203	R 63 - 203	198	40.6	8039	50.8	10058	60.9	12058	78.8	15602
		254	R 63 - 254	155	50.8	7874	63.5	9843	76.2	11811	101.7	15763
		11.6 x 12.3		305	R 63 - 305	128	61.0	7808	76.3	9766	91.5	11712

